

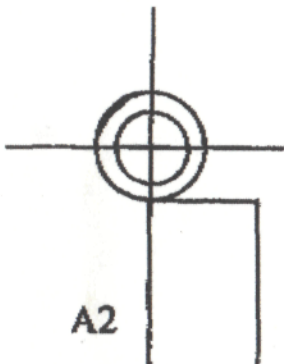
TUBE LOCATION



A1

OFFSET

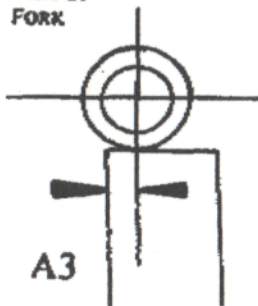
BACK OF FORK



A2

INLINE

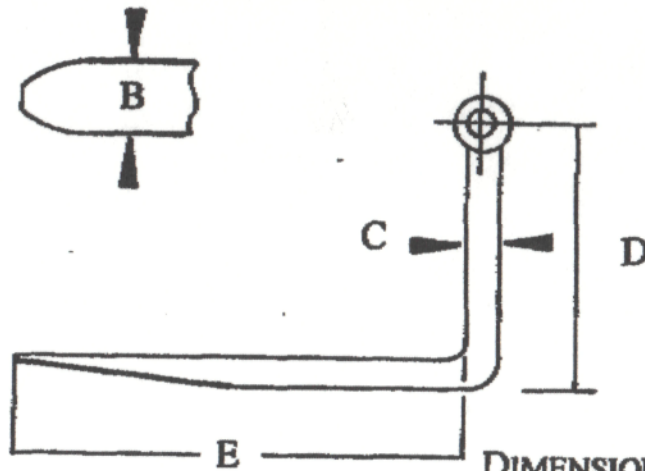
BACK OF FORK



A3


INSET

FORK DETAILS




DIMENSIONS REQUIRED TO SUPPLY CORRECT FORKS.

TUBE DETAILS



SHAFT DETAIL



TUBE LOCATION:

A1 - _____" OR

A2 - _____" OR

A3 - _____"

FORK DETAILS:

B = WIDTH - 3.0"

C = THICKNESS - 1.0"

D = VERTICAL TO C/L - 1.0"

E = LENGTH - 1.0"

TUBE DETAILS:

F = O.D. - 1.0"

G = I.D. - 0.8"

SHAFT DETAIL:

H = O.D. - 1.0"

Fax Back To:
336-703-5265